



*Calvary Curriculum's*

# **HOMESCHOOL GUIDE**

# THE EASY WAY TO TEACH THE BIBLE AT HOME TO YOUR CHILDREN (HOMESCHOOL GUIDE)

*Calvary Curriculum's* Children's Bible Studies have been created to use the Bible as the only textbook when teaching children about God as revealed in His Word.

In these handouts, we will be discussing a sample Bible lesson set and a suggested order when teaching the Bible using Bible lessons from *Calvary Curriculum*.

**PRAYER TIME** – Start with prayer asking God to show His truths to our children and to us.

**COLORING PICTURE** – If your child colors the picture before the Bible passage is read, ask them what they think the story is about, details they notice, etc. Try to find out what they already know before actually teaching the lesson. The child can also color the picture during the Bible lesson if they are able to concentrate on your teaching. Do what works! Parents are often amazed that their children, even their young ones, can listen and pay attention while their little hands are busy.

**ACTIVITY (WORDSEARCH/MAZE)** – The wordsearch contains words from the Bible lesson and the memory verse. This wordsearch is very helpful when used as a pre-lesson or introduction to the Bible lesson. During this “fun” time, the parent uses this opportunity to have a discussion about word meanings taken from the Bible passage. Ask the children to explain any words that they already know! Discussing meanings of words helps the children to understand the individual words and the context of the Bible passage.

(The coloring picture can be colored during the Bible lesson if the child has not already colored it.)

## **BIBLE LESSON/READ BIBLE PASSAGE –**

(It is helpful for the parent to familiarize themselves with the Bible passage beforehand.) The parent reads all the verses in the Bible passage, from beginning to end, without stopping. Make sure to read enthusiastically and in such a way that holds your child's attention. This should be an enjoyable time because the Word of God is living and powerful!

**WORKSHEET** – The parent and child should each have their Bible open to the passage. Parent and child work together on the worksheet, reading the verses and finding the right answers. Enjoy this time as your child is learning how to discover TRUTH from God's Word, the Bible. If your child seems to be “guessing” the answer, encourage them to check their Bible for the TRUTH! Don't rush this time; you are setting an example and a precedent in how your child views God's Word and how it applies to their life. The Bible is where we go to find truth!

Due to space limitations, sometimes the worksheet cannot cover every verse in the Bible passage, but it will cover the main points of the lesson. (Of course, the entire passage has already been read aloud by the parent before beginning the worksheet.)

**DISCUSSION: USING QUESTIONS** – This is a wonderful time to ask those questions that will really get the children thinking more deeply about the Bible lesson and to move these truths from their heads to their hearts. Pray for that! Choose a few questions to ask and answer. And, look for one simple truth and one simple life application. This can be a powerful time as the Holy Spirit is moving, revealing life truths to your children. Respond aloud in prayer to these truths!

**NARRATION (*Telling Back*)** – Once you start incorporating narration in your Bible time, you will be amazed at what a treasure it will become to you and your children! Don't let narration intimidate you or your children, it just takes getting used to it and practice. Narration has several wonderful benefits: it will greatly increase your child's ability to remember the Bible passage (because they recognize they **REALLY** need to pay attention to the lesson to be able to tell it back), it will alert you to areas that your child has misunderstood, it will help your child to remember things in the order they were told, and narration will assist your children to remember God's truths long-term. Try narration; you and your child will be blessed!

**SCRIPTURE MEMORIZATION** – This easy way of memorizing God's Word will be a blessing to you and your children; you can both be successful! It is not difficult, just follow the simple instructions! The most important thing to remember is to speak out loud...louder than your normal speaking voice! You need to be able to hear yourself as you are saying your Scripture verse out loud! If you and your child memorize one verse in 2 weeks, that's 18 verses in one school year! One verse a week is 36 verses in one school year! Isn't that wonderful? Do what works for you and your child! (And don't forget to review daily!)

**VOCABULARY** – By completing the Bible lessons, you will notice that your child will have more understanding of Bible words, which is a wonderful skill and gift! You may also choose to spend concentrated time on certain vocabulary words to help your child remember these important Bible words.

**SPELLING** – It's important for children to learn how to spell and spelling comes easier to some than to others. You may want to add Bible words that your child has already encountered in these Bible lessons, to your child's spelling practice.

**HANDWRITING** – Writing out the Bible memory verse once each day is a wonderful way to practice handwriting and Scripture review. These three principles will make **ALL** the difference in your child having legible or even beautiful penmanship!

#1. Practice does NOT make perfect, but **PERFECT** practice makes perfect!

#2. Write **SLOWLY**- so important!

#3. Pay attention....to letter formation, spacing, and uniform slant of letters.

With time and **PERFECT** practice, your child's handwriting **WILL** improve if you implement these 3 principles! Be patient!

# JESUS and the CHILDREN

Mark 10:13-16



“Jesus said, ‘Let the little children come to Me, and do not forbid them; for of such is the kingdom of God.’” Mark 10:14

# JESUS and the CHILDREN


Mark 10:13-16

## KEY WORDS FROM BIBLE STUDY

Children	Forbid
Jesus	Kingdom of God
Touch	Receive
Disciples	Arms
Rebuked	Hands
Displeased	Blessed

FIND THE **MEMORY VERSE** (BELOW) & THE **KEY WORDS** (ABOVE) IN BOTH THE **WORD SEARCHES**

D O G F O M O D G N I K T D E K U B E R  
I N H M E V I E C E R C H H C U O T O N  
A N A Q C H I L D R E N E T E L T T I L  
S R N Z C S E L P I C S I D E M O C P O  
K J D U D E S S E L B D A R M S U S E J  
D E S A E L P S I D R L E T D I B R O F



S M E C O M E N D O G F O M O D G N I K  
U F O H A N D S V D I S C I P L E S K S  
S U C H E B L E S S E D D E K U B E R A  
E V I E C E R N O T F O R B I D T H A I  
L O T O U C H I L D R E N T H E M H M D  
E L T T I L A R M S D I S C I P L E S E D

## MEMORY VERSE

"Jesus said, 'Let the little children come to Me, and do not forbid them; for of such is the kingdom of God.'" Mark 10:14



# JESUS and the CHILDREN


Mark 10:13-16

## KEY WORDS FROM BIBLE STUDY

Children	Forbid
Jesus	Kingdom of God
Touch	Receive
Disciples	Arms
Rebuked	Hands
Displeased	Blessed

FIND THE **MEMORY VERSE** (BELOW) & THE **KEY WORDS** (ABOVE) IN BOTH THE **WORD SEARCHES**

W G Q E N F R T B K O M A R K Z O Z P T H E V T C M O F J B N H D H O V E K H I  
D O U V K F O J H U Q L L O N V O A T D I S C I P L E S Z E E C Z K Y T N O A O  
I Y F E G W Z R W N E L T T I L T Q U O L P K O A N I S R G H U T W Z F T C N S  
I C M S W J G K D O O U C F M U O E N E U T D L O Q G D I I P S J E O Y O G D U  
S A Y U D E B I M F O T P Q P O L W Q A K C F C N Z L Z L M U E M R S M D Q S C  
J S W S Z S G N D O G F O M O D G N I K E I H D J I A D U O Q P B B E I V G D H  
V M C E K U C G S G Y K N J L E N Y M N Y A M L H M R A Y U Q I T S B O R T S T  
H R F J B S S D R D M Z Q O I L W Q C K C A N C S E F S O A D O Q R R O D U W F  
C A E H T P I O F F F S A I D O G Z E B I C C D N H D O L E T U O K O H L F Z Z  
J Q S G O D L M B C W O D B L O Q V C F E U M A P T E C P M R F E J R Q V F M R  
T J T L D E K U B E R E C E I V E H F I B P U K T B R C E K N C Y H U Y Q S N Q  
V K D I S P L E A S E D H U S M Z D E S S E L B R S A W M V L M N K A R L P L A



Z M G S U S E L A D S W E I R T H N H C R W V Y U F O L O T W Y G Y W V A  
S J K N T V O T V A N I D R A V E S J O D H O O O S Q W I E V S R H  
F I D E R U B E R E M C W I U M W T R W D F C T R H R Z T U M E M I M Z Q T M  
W M T S J M F O U F Y M F E N I D O F D I D O B B O L B O I C T I A A T U T S  
B K I E I Q V O N C I L D S O S L S C L E S C I P L E S I K D I H H R B R T G C K T  
R M M E O O F V D E W B Z Q D E W B R G B K P B G I U O W K O H E K I B I O L O  
O V O S M K K I N G O M O G O H Y M G L H U T A A C A M B N O V A O E A V O  
F M S I L Q O T B M M Z M H K K G K H T Q C C D F M V A D N A V A W S O  
F O M S I L Q O T B M M Z M H K K G K H T Q C C D F M V A D N A V A W S O  
D D I B R O F H O T D I B R O F H O T D I B R O F H O T D I B R O F H O T D I B R O F  
D D I B R O F H O T D I B R O F H O T D I B R O F H O T D I B R O F H O T D I B R O F  
I O I T H E T O I T H E T O I T H E T O I T H E T O I T H E T O I T H E T O I T H E T O I  
V U G A U Y Q Y K F R S U S E L M T W T Y Y B L E S S E D Q O F K T Y I W S D N A H

## MEMORY VERSE

"Jesus said, 'Let the little children come to Me, and do not forbid them;  
for of such is the kingdom of God.'" Mark 10:14

# JESUS and the CHILDREN

Mark 10:13-16

## MEMORY VERSE

"Jesus said, 'Let the little children come to Me, and do not forbid them; for of such is the kingdom of God.'"  
Mark 10:14

### TRUE OR FALSE:

- 1 Then they brought the elderly to Him, that He might touch them... Mark 10:13

☐ TRUE  
☐ FALSE

### Circle the Correct Word:

- 2 "...but the disciples (**WELCOMED, REBUKED**) those who brought them."  
Mark 10:13

### TRUE OR FALSE:

- 3 "But when Jesus saw it, He was greatly displeased..." Mark 10:14

☐ TRUE  
☐ FALSE

### Circle the Correct Words:

- 4 "...Let the little (**CHILDREN, ANIMALS**) come to Me, and do not forbid them; for of such is the kingdom of (**GOD, MEN**)."  
Mark 10:14

### TRUE OR FALSE:

- 5 "Assuredly, I say to you, whoever does not receive the kingdom of God as a little child will by no means enter it." Mark 10:15

☐ TRUE  
☐ FALSE

### UNDERLINE the Correct Answer(s):

- 6 "And He..." Mark 10:16
- A. TOOK THEM UP IN HIS ARMS
  - B. LAID HIS HANDS ON THEM
  - C. AND BLESSED THEM
  - D. ALL OF THE ABOVE

# JESUS and the CHILDREN

Mark 10:13-16

## MEMORY VERSE

"Jesus said, 'Let the little children come to Me, and do not forbid them; for of such is the kingdom of God.'"  
Mark 10:14

### TRUE OR FALSE:

- 1 Then they brought the elderly to Him, that He might touch them... Mark 10:13

☐ TRUE  
☐ FALSE

### Fill in the Blank:

- 2 "...but the disciples \_\_\_\_\_ those who brought them."  
Mark 10:13

### TRUE OR FALSE:

- 3 "But when Jesus saw it, He was greatly displeased..." Mark 10:14

☐ TRUE  
☐ FALSE

### Fill in the Blanks:

- 4 "...Let the little \_\_\_\_\_ come to Me, and do not forbid them; for of such is the kingdom of \_\_\_\_\_." Mark 10:14

### TRUE OR FALSE:

- 5 "Assuredly, I say to you, whoever does not receive the kingdom of God as a little child will by no means enter it." Mark 10:15

☐ TRUE  
☐ FALSE

### UNDERLINE the Correct Answer(s):

- 6 "And He..." Mark 10:16
- A. TOOK THEM UP IN HIS ARMS
  - B. LAID HIS HANDS ON THEM
  - C. AND BLESSED THEM
  - D. ALL OF THE ABOVE



# DISCUSSION:

## Using Questions



Below is a list of questions to get you and your children started in using questions to prompt discussion of the Bible study, as an aid in comprehension, and as a help to apply God's Word to both the parent's and children's lives.

These are great questions to start with: Who, what, when, where, why, how?

**In this verse is there a:** • *Simple truth and a simple life application?*

• *Promise to claim?*

• *Sin to avoid?*

• *Warning to heed?*

• *Command to obey?*

• *Good example to follow?*

• *Bad example to shun?*

• *New/fresh thought about God the Father?*

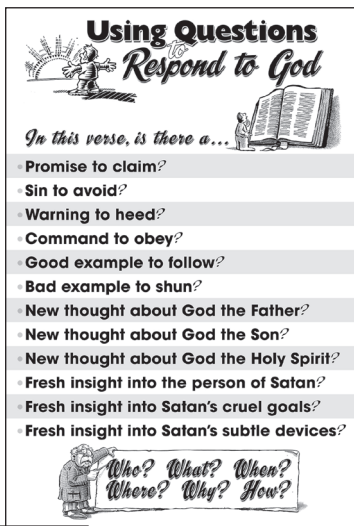
• *New/fresh thought about God the Son?*

• *New/fresh thought about God the Holy Spirit?*

• *Fresh insight into the person of Satan?*

• *Fresh insight into Satan's cruel goals?*

• *Fresh insight into Satan's subtle devices?*



Download poster at...  
[calvarycurriculum.com/classroom-poster](http://calvarycurriculum.com/classroom-poster)

***What choices were made?***

***What happened as a result of the choices made?***

***If someone took the teaching of Jesus in this passage seriously, what difference would it make in their life?***

(Use terminology that your child will understand, and examples that are within your child's realm of experience, to explain the meaning of questions.)



A full training on asking questions can be found at  
**[calvarycurriculum.com/academy](http://calvarycurriculum.com/academy)**

### Using Questions When Teaching Children

Using questions while teaching can often be a simple, while at the same time a powerful tool. When we use questions to teach in the classroom, we can help the children to pay attention and understand the lesson, while teachers can be helped to communicate and also gain insight into how well the children are understanding what is being taught.

[HANDOUT](#)






# NARRATION

## (TELLING BACK)

**LESSON:** The parent reads the Bible passage enthusiastically, with an open Bible. Then, encourage the child to *NARRATE (Tell Back)* the passage as much as they can remember. If narration is new to you and your child, be patient and don't give up! Try not to correct them, they are telling back what **THEY** remember. You may ask clarifying questions when they are finished, if desired. As you continue studying/talking about the Bible passage, information that they "missed" will naturally be corrected without having to point out their mistakes. Praise your child for their efforts! They will get better and better at narrating as they continue to do it.

**GUIDING PRINCIPLE:** Think of narration as "verbal" composition. Children that become good narrators, able to *NARRATE (Tell Back)* a story accurately with details, often become proficient at verbal communication and written composition.



# SCRIPTURE MEMORIZATION

**LESSON:** Working over several days, have your child memorize the Scripture memory verse in the lesson, or choose another verse to memorize. After it is memorized, review often (daily is best). It's a great idea to have your child record their memorized verses on 3x5 note cards on a ring. Use these cards as a record for review. If desired, you can try just writing the reference, because they have memorized the reference with the verse.

**GUIDING PRINCIPLE:** *"Your Word I have hidden in my heart that I might not sin against You."* Psalm 119:11

"The Easy Way to Hide God's Word in Your Heart":

1. Say the Scripture reference **OUT LOUD**
2. Read your Bible verse(s) **OUT LOUD**
3. Close your Bible and close your eyes
4. Say as much as you can remember **OUT LOUD**

Every day repeat these steps exactly at least 10 times (or more).  
This takes only minutes!

Repeat the above steps again and again until the verse is memorized. Some people memorize quickly, while it takes longer for others. The end result is what matters, not how long it takes to get there. Encourage your child to persevere.

For young children and non readers, you read the verse, or a portion of the verse, to them and then have them follow the same instructions with the child always speaking **OUT LOUD**.

ALWAYS read and speak **OUT LOUD**! The verses will come almost automatically! You will be amazed at the results!

★ And, **REVIEW** the verses **DAILY**; this will move the verses from short-term memory into long-term memory!



# VOCABULARY


## (OPTIONAL FOR LANGUAGE ARTS)

**LESSON:** Important words within the memory verse can be used as vocabulary words. In addition, the list of key words from the Bible passage, found on the Wordsearch/Maze page, can also be used for vocabulary.

**HOW TO:** Have a natural, informal discussion with your child about what these words mean. This can be done during the time that they are finding the words in the wordsearch. Both the list of key words from the lesson, as well as the memory verse words, are hidden in the wordsearch.

**GUIDING PRINCIPLE:** Learning words that relate to God and the Bible has a lifelong impact in a person's life, helping them to become familiar with Bible Words as they continue to encounter them in their reading of God's Word.

*"For the word of God is living and powerful, and sharper than any two-edged sword, piercing even to the division of soul and spirit, and of joints and marrow, and is a discerner of the thoughts and intents of the heart." Hebrews 4:12*



# SPELLING

## (OPTIONAL FOR LANGUAGE ARTS)

**LESSON:** Words found within the memory verse can be used as spelling words. Words from the list of key words taken from the Bible study, found on the Wordsearch/Maze page, can also be used to add to your child's spelling list.

**HOW TO:** (Note: The following suggestions are NOT intended to replace other instruction, but some parents will find these suggestions helpful, in ADDITION to their phonics and spelling instruction.)

Write word on white board, and have child look at it. Then, have child close their eyes to see if they can "see" it. If not, have them look again, taking all the time necessary. Now, let them try again and then close their eyes. Can they see the word? When they think they know it, erase the word and have them write it. If there is an error, have them erase their word and write it out correctly. We don't want the child's mind to "photograph" incorrect spelling. Practice again until the child knows how to spell the word correctly, with no mistakes.

# HANDWRITING

## (OPTIONAL FOR LANGUAGE ARTS)

**LESSON:** Have child write the Scripture memory verse once a day, Monday through Friday, in their own best handwriting.

**GUIDING PRINCIPLE:** Have the child develop the good habit of concentrating for a short amount of time and doing their best.

"PERFECT practice makes perfect!"

Handwriting (Example)	
9-19-16 Monday	"Then He arose and rebuked the wind, and said to the sea, 'Peace, be still!' And the wind ceased and there was a great calm." Mark 4:39
9-20-16 Tuesday	"Then He arose and rebuked the wind, and said to the sea, 'Peace, be still!' And the wind ceased and there was a great calm." Mark 4:39
9-21-16 Wednesday	"Then He arose and rebuked the wind, and said to the sea, 'Peace, be still!' And the wind ceased and there was a great calm." Mark 4:39
9-22-16 Thursday	"Then He arose and rebuked the wind, and said to the sea, 'Peace, be still!' And the wind ceased and there was a great calm." Mark 4:39
9-23-16 Friday	"Then He arose and rebuked the wind, and said to the sea, 'Peace, be still!' And the wind ceased and there was a great calm." Mark 4:39

